



**HD4807TFP..., HD48V07TFP..., HD48S07TFP...  
HD4907TFP...  
ACTIVE AND PASSIVE TEMPERATURE TRANSMITTERS FOR  
SOLAR PANELS**

**HD48...** active and **HD49...** passive temperature transmitters complete with **contact temperature probe for solar panels** with 5 or 10m cable, 1/3DIN thin-film Pt100 sensor.

**HD48...** is available with active 4...20mA or 0...10V analogue output, or with the only RS485 MODBUS-RTU output.

**HD49...** is available with passive 4..20mA output. Versions with analogue output provide a signal suitable to be transmitted to a remote display, a recorder or a PLC. The versions with RS485 output are suitable for connection to a PC or a PLC. Probe operating temperature: 0...+80°C. Also available with LCD (option L).

Working temperature of the electronics: -5°C...+60°C.  
Power supply: 16...40Vdc or 24Vac for models HD48..., 12...40Vdc for models HD49...

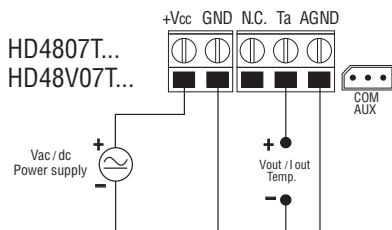
Upon request, HD48... can be provided for 90...240Vac power supply, but only in 80x120mm housing, height 56mm, without display.

**Electrical connections**

*HD48... series with analogue output*

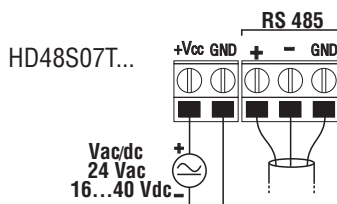
Power the instrument as shown in the below connection schemes, the power supply terminals are marked as +Vcc and GND.

The output signal is available between Ta and AGND terminals for the transmitters of the HD4807T... and HD48V07T... series.



*HD48... series with RS485 output*

Connect the instrument as shown in the below connection schemes, the power supply terminals are marked as +Vcc and GND.

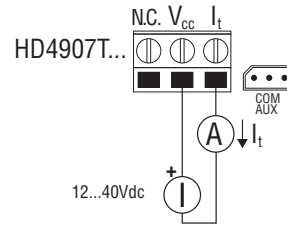


Thanks to the RS485 output, several instruments can be connected to form a network. The instruments are connected in a sequence through a shielded cable with twisted pair for signals and a third wire for the mass.

HD49... series

Follow the connection schemes shown below, the maximum load resistance that can be connected to each 4...20mA output depends on the power supply Vcc applied, according to the relation:

$$RL_{Max} = (V_{cc} - 12) / 0.022, \text{ e.g. if } V_{cc} = 24V_{dc} \text{ the max load is } RL_{Max} = 545 \text{ ohm}$$



**ORDERING CODES**

**HD48 07TFP L** L = with LCD display

**Cable length**

**5** = 5m

**10** = 10m

**Blank** = 4...20mA analog output

**V** = 0...10Vdc analog output

**S** = RS485 MODBUSRTU output only

**HD4907TFP L** L = with LCD display

**Cable length**

**5** = 5m

**10** = 10m

**CP 27:** Serial connection cable with USB connector for PC and 3-pole connector for COM AUX port. The cable has a built-in USB/RS232 converter and connects the transmitter directly to the USB port of the PC. The cable is suitable only for the models with analog output.

**HD 48TCAL:** The kit includes the **CP27** serial connection cable and the CD-ROM **HD4817CAL:** for Windows® operating systems for the configuration of the transmitters with analog output. The cable has USB connector for PC and 3-pole connector for transmitter COM AUX port.

**RS 48:** Cable for RS485 connection with built-in USB/RS485 converter. The cable has USB connector for PC and 3 separate wires for the instruments. The cable is suitable for the models with RS485 output only.

**HD 48STCAL:** The kit includes the **RS48** connection cable and the CD-ROM **HD4817CAL:** for Windows® operating systems for the configuration of the transmitters with RS485 output. The CD also includes a software for the Modbus connection. The cable has USB connector for PC and 3 separate wires for the instruments.

**HD 4817CAL:** Further copy of the CD-ROM with the software HD4817CAL for the configuration of the transmitters. For Windows® operating systems.

